

“Welcome to the K Controls e-training course designed to deliver useful “Pneumatic Valve Actuation” application information in small instalments.”

To unsubscribe or to register a colleague to receive these documents [Click here](#)

## Pneumatic actuator equipment interfaces

### Fitting ancillaries to pneumatic actuators

Ancillary equipment for monitoring or controlling valve or damper position is usually fitted to the top, end or side of a pneumatic actuator.


Historically each actuator was designed with unique proprietary interfaces that made the job of fitting switches, positioners and solenoids quite costly and time consuming. During the 1990's the chemical industry in Germany took the initiative and developed a number of standard interfaces. These standards quickly became popular in the European market and were subsequently adopted in the USA and then in other parts of the world. This enables a single item of ancillary monitoring and control equipment to be specified and then quickly and easily fitted, plant wide, to many different sizes and types of actuators. This in turn can ensure a consistent, safe and reliable approach to linking the actuators with the control system. It can also be useful when upgrading (retrofitting) ancillaries on existing actuated valves so the plant conforms to the latest safety standards e.g. ATEX.

The main standards for pneumatic actuators and the organisations that developed them are described below:

#### **NAMUR** – The Automation Systems Interest Group of the Process Industry

NAMUR was founded at Leverkusen, Germany, on 3 November 1949 as the body to represent the interests of the users of measurement and control technology in the chemical industry. At the second meeting in December 1949, the founding members of the working group settled on the name: “Standardisation association for measurement and control in the chemical industries” — this leads to the acronym NAMUR "Normen Arbeitsgen Mess Und Regeltechnik" in German. NAMUR is an association of users of process control technology; manufacturers of process control technology, hardware and software are not eligible as members.

#### **NAMUR Interface standard for solenoids**



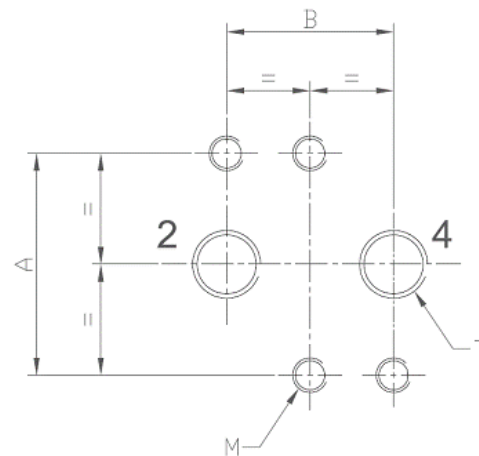
K Controls designs and manufactures valve networking monitoring and control products:

- Switchboxes
- Control Monitors
- Position Transmitters
- Corrosion resistant
- ATEX certified – gas + dust
- High and low temperatures
- IP68 for submersion
- Low powered solenoids
- Remote I/O compatible
- AS-interface®
- DeviceNet™
- PROFIBUS® PA
- FOUNDATION™ FIELDBUS
- 4-20mA + HART®
- Wireless solutions
- Linear or rotary adaptation

K Controls can also supply your positioner requirements

T	A	B	M
1/4"	32	24	M5
1/2"	45	40	M6

Dimensions in mm



## VDI - The Association of German Engineers

VDI was founded in 1856 and is now the largest engineering association in Western Europe.

## VDE - The Association for Electrical, Electronic & Information Technologies

Founded in Germany in 1893 membership includes engineers, scientists, technicians and students together with corporations and institutions.

## VDI/VDE - The Society for Measurement and Automatic Control

The Society for Measurement and Automatic Control (GMA) is a joint organization of the VDE and the VDI focusing on process measurement and control.

**NAMUR and VDI/VDE** co-operate which is why the Namur solenoid interface standard appears as part of VDI/VDE 3845

**VDI/VDE 3845** (September 2004) has the title "Industrial Process Control Valves – Interfaces between valves, actuators and auxiliary equipment"

The main sections of the standard deal with:

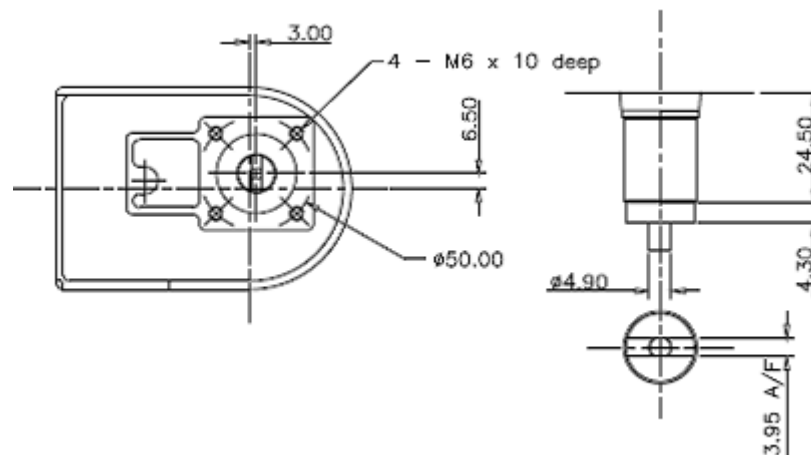
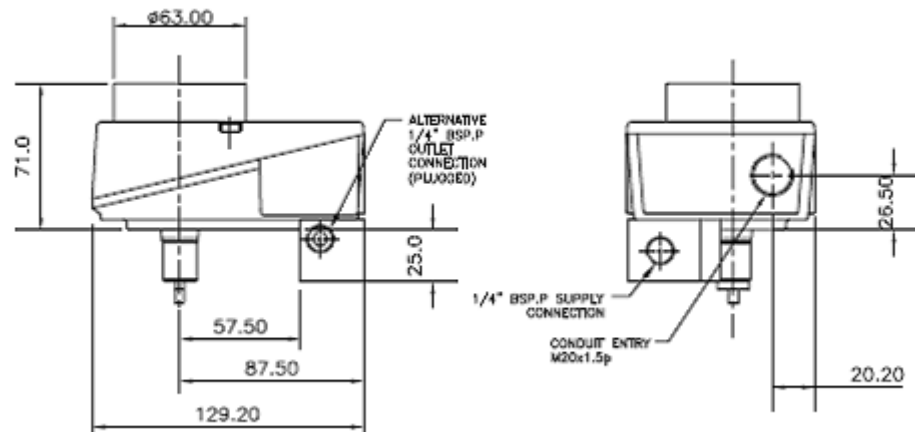
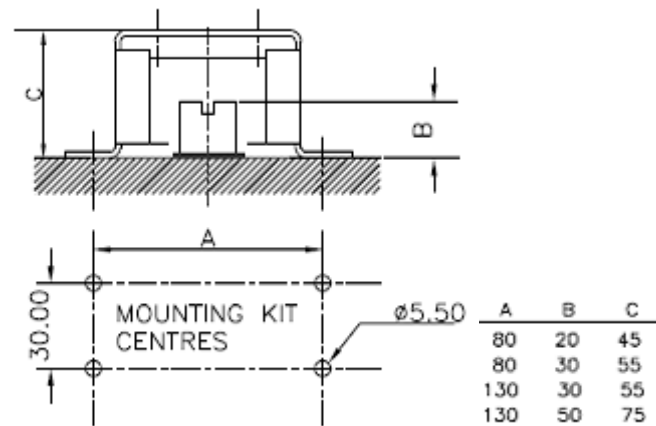
- Interfaces between valves and actuators – quarter turn
- Interfaces between valves and actuators – linear movement
- Interfaces between rotary (quarter turn) actuators and auxiliary equipment (positioners, signal transmitters and solenoid valves)
- Interfaces between actuators with linear movement and auxiliary equipment (positioners, signal transmitters and solenoid valves)

As an example VDI/VDE 3845 defines the A, B and C dimensions in the diagram below together with the slot size. Actuators then require one of four mounting standard mounting kits that are usually available with or without an integrated visual indicator.

K Controls designs and manufactures valve networking monitoring and control products:

- Switchboxes
- Control Monitors
- Position Transmitters
- Corrosion resistant
- ATEX certified – gas + dust
- High and low temperatures
- IP68 for submersion
- Low powered solenoids
- Remote I/O compatible
- AS-interface®
- DeviceNet™
- PROFIBUS® PA
- FOUNDATION™ FIELDBUS
- 4-20mA + HART®
- Wireless solutions
- Linear or rotary adaptation

K Controls can also supply your positioner requirements



**VDI/VDE 3847** is a relatively recent standard that defines the standardised mechanical and pneumatic interface between a positioner and a linear actuator. This interface allows pipeless mounting and positioners that conform to this standard are interchangeable. The overall dimensions of the actuator and positioner are reduced and two point fixing allows the positioner to be fitted or replaced quickly.



# E-training

K Controls designs and manufactures valve networking monitoring and control products:

Switchboxes  
Control Monitors  
Position Transmitters  
Corrosion resistant  
ATEX certified – gas + dust  
High and low temperatures  
IP68 for submersion  
Low powered solenoids  
Remote I/O compatible  
AS-interface®  
DeviceNet™  
PROFIBUS® PA  
FOUNDATION™ FIELDBUS  
4-20mA + HART®  
Wireless solutions  
Linear or rotary adaptation

K Controls can also supply your positioner requirements

## IEC - International Electrotechnical Commission

### **IEC Part 534-6 (Namur)**

This standard deals with the mounting details for positioner attachment to linear control valve actuators.

## CEN - European Committee for Standardization

We understand that CEN are working on a standard that will extend the VDI/VDE 3845 requirements.

A working group of CEN Technical Committee 69 "Industrial valves" (CEN/TC 69/WG 1/SG 10) are working on a number of new standards:

- "EN 15081" "Industrial valves – Mounting kits for part-turn valve actuator attachment"
- "Industrial valves – Actuators – Part 1: Terminology and definitions of actuators for industrial valves"
- "Industrial valves – Actuators – Part 2: Electric actuators for industrial valves – Basic requirements"
- "Industrial valves – Actuators – Part 3: Pneumatic part-turn actuators for industrial valves – Basic requirements"
- "Industrial valves – Actuators – Part 4: Hydraulic part-turn actuators for industrial valves – Basic requirements"

EN 15081:2007 was published in October 2007. The CEN members have until the end of April 2008 to implement this standard. The four other draft standards are working documents. They have not yet been submitted to any formal procedure. They are still under development within CEN/TC 69/WG 1/SG 10.

## The ISO - International Organization for Standardisation

ISO (from the Greek word "ISOS" for "equal") co-ordinates the work of the national standards institutes of 157 countries via a Central Secretariat in Geneva, Switzerland

### **Standard ISO 5211: 2001** "Industrial valves - Part-turn actuator attachments"

The standard specifies requirements for the attachment of part-turn actuators, with or without gearboxes, to industrial valves.  
(Not all valves and actuators have to conform to this standard)

The standard specifies:

Flange dimensions necessary for the attachment of part-turn actuators to industrial valves or to intermediate supports.

Drive component dimensions of part-turn actuators so they can be attached to the driven components.

Torque reference values for the defined interfaces and couplings.

K Controls designs and manufactures valve networking monitoring and control products:

- Switchboxes
- Control Monitors
- Position Transmitters
- Corrosion resistant
- ATEX certified – gas + dust
- High and low temperatures
- IP68 for submersion
- Low powered solenoids
- Remote I/O compatible
- AS-interface®
- DeviceNet™
- PROFIBUS® PA
- FOUNDATION™ FIELDBUS
- 4-20mA + HART®
- Wireless solutions
- Linear or rotary adaptation

K Controls can also supply your positioner requirements



ISO 5210 deals with multi-turn interfaces

**DIN** - [Deutsches Institut für Normung e. V.](http://www.din.de)

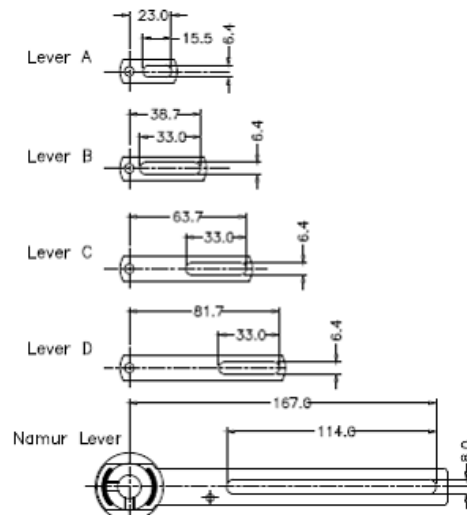
DIN 3337 defines a 45 degree offset for the actuator output drive that is used in conjunction with ISO 5211 mounting.

VDI/VDE 3845/3847 and the NAMUR interface enable users to interchange switchboxes, solenoids, position transmitters and positioners as they wish.

Many users would also like to have completely interchangeable valves and actuators but this still could be some way off unless potential conflicts between ISO 5211 and “prEN 15081” are resolved.

### Linear Valve Mounting Kits

Linear valves, such as control valves, globe valves, knife gate valves, or diaphragm valves, do not always conform to the standard mounting patterns defined in VDI/VDE 3845 or 3847 and are not often supplied with a Namur solenoid interface. Therefore, custom designed mounting kits are necessary to attach monitoring and control devices to the actuators. To simplify matters the ancillary equipment can be supplied with a slotted drive lever and the solenoid can be supplied as part of an integrated switch and solenoid assembly.





# E-training

K Controls designs and manufactures valve networking monitoring and control products:

Switchboxes  
Control Monitors  
Position Transmitters  
Corrosion resistant  
ATEX certified – gas + dust  
High and low temperatures  
IP68 for submersion  
Low powered solenoids  
Remote I/O compatible  
AS-interface®  
DeviceNet™  
PROFIBUS® PA  
FOUNDATION™ FIELDBUS  
4-20mA + HART®  
Wireless solutions  
Linear or rotary adaptation

K Controls can also supply your positioner requirements

If you have any questions or comments, would like a colleague to receive this information or you would like the latest list of training documents, please use the contact details below:

## K Controls Ltd

2 Crown Way  
Crown Business Centre  
Horton Road  
West Drayton UB7 8HZ  
United Kingdom

Phone:  
+44 (0)1895 449601

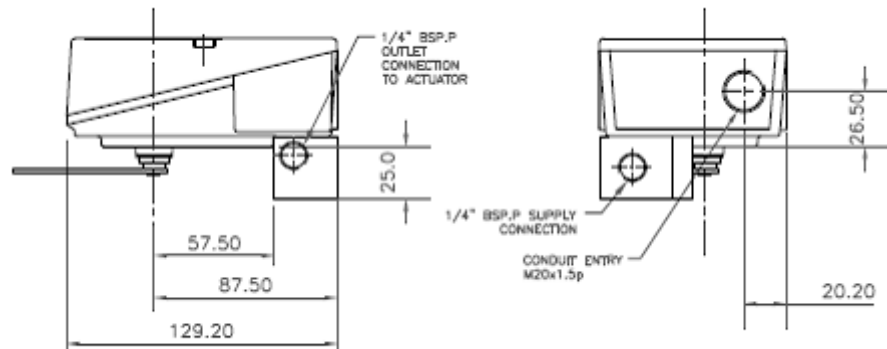
Fax:  
+44 (0)207 990 8111

E-mail:  
sales@k-controls.co.uk

Web:  
www.k-controls.co.uk

Blog:  
www.k-controls.info

Visit us:  
View a map



**Trademarks** K Controls has used all reasonable resources and efforts to indicate and supply information regarding trademarks used in this document. The absence of a trademark identifier is not a representation that a particular word or technology is not a trademark. All trademarks are property of their respective owners. If we have failed to properly show a trademark, please e-mail us and we will attempt to correct it. The ownership of all trademarks referred to in this document is acknowledged.

**Legal Disclaimer** This document is written by K Controls for use by its clients. Although we make every reasonable attempt to verify the accuracy of the technical information and advice provided, we can take no responsibility for loss or damage resulting from its interpretation or application. K Controls is not in any way responsible, and has no legal liability, in respect of the contents of any other web site accessed via this document, nor for information provided via that site. All information accessed via links in this document is protected by international copyright laws and may not be reproduced in any form without the explicit written permission of the author. This E-mail and any files transmitted with it are confidential and may be legally privileged. It is intended solely for clients of K Controls Ltd. Any unauthorized recipient should advise K Controls immediately of the error.

Copyright K Controls Ltd 2010 - All rights reserved.